

Table I - Summary Statement holding of specified securities

Category (I)	Category of shareholder (II)	No. of shareholders (III)	No. of fully paid up equity shares held (IV)	No. of Partly paid-up equity shares held (V)	No. of shares underlying Depository Receipts (VI)	Total nos. shares held (VII = IV+V+VI)	Shareholding as a % of total no. of shares (calculated as per SCRR, 1957) As a % of (A+B+C2) (VIII)	Number of Voting Rights held in each class of securities (X)			No. of Shares Underlying convertible securities (including Warrants) (XI) = (VII)-(X) as a % of A+B+C2	Shareholding, as a % assuming full conversion of convertible securities (as a percentage of diluted share capital) (XII) = (VII)+(X) as a % of A+B+C2	Number of Locked in shares (XIII)		Number of Shares pledged or otherwise encumbered (XIV)		Number of equity shares held in dematerialized form (XV)
								No of Voting Rights					No.	As a % of total Shares held	No.	As a % of total Shares held	
								Class X	Class Y	Total							
(A)	Promoter & Promoter Group	14	811938			811938	62.45677					(a)	(b)	(a)	(b)	789388	
(B)	Public	5922	488062			488062	37.54323									375019	
(C)	Non Promoter - Non Public																
(C1)	Shares Underlying DRs						NA										
(C2)	Shares held by Employee Trusts																
	Total	5936	1300000			1300000	100.00000				100.00000					1164407	




Table II - Statement showing shareholding pattern of the Promoter and Promoter Group

Category & Name of the Shareholders (i)	PAN (ii)	No. of shareholder (iii)	No. of fully paid up equity shares held (iv)	No. of Partly paid-up equity shares held (v)	Nos. of shares underlying Depository Receipts (vi)	Total nos. shares held (vii) = (iv)+(v)+(vi)	Shareholding % calculated as per SCRR, 1957 (viii)	Number of Voting Rights held in each class of securities (ix)			No. of Shares Underlying Outstanding convertible securities (including Warrants) (x)	Shareholding, as a % assuming full conversion of convertible securities - as a percentage of diluted share capital (xi) = (vii)-(x) as a % of A+B+C2	Number of Locked in shares (xii)		Number of Shares pledged or otherwise encumbered (xiii)	Number of equity shares held in dematerialized form (xiv)	
								No. of Voting Rights					As a % of total Shares held	No.			As a % of total Shares held
								Class X	Class Y	Total							
								(a)	(b)	(c)			(d)	(e)			(f)
(1) Indian																	
(a) Individuals / Hindu Undivided Family		7	82800			82800	6.36923				6.36923				60250		
ANANT MARAIN SINGH	AUSP66770		24000			24000	1.84615				1.84615				24000		
M K KRISHNA PRYA	AKAP2509F		17550			17550	1.35000				1.35000				17550		
M K VISHNU PRYA	AKPP9999E		13000			13000	1.00000				1.00000				13000		
MAHARAJ KUMARI HARI PRYA	AAHP3453P		12450			12450	0.95769				0.95769				13000		
ANAMKA KUNWAR	AXOPK45718		5700			5700	0.43846				0.43846				5700		
MAHARAJ KUMARI HAR PRYA	AAIP3453P		5100			5100	0.39231				0.39231				5700		
MAHARAJ KUMARI VISHNU PRYA	AKPP9999E		5000			5000	0.38462				0.38462				5700		
(b) Central Government / State Government(s)																	
(c) Financial Institutions / Banks																	
(d) Others																	
(1) Bodies Corporate		7	729138			729138	56.08754				56.08754				729138		
TIFCO HOLDINGS LIMITED	AAACT4065F		350825			350825	26.98654				26.98654				350825		
THE INDIAN HOTELS COMPANY LIMITED	AAACT3957G		293000			293000	22.53846				22.53846				293000		
PIEM HOTELS LIMITED	AAAC98376M		54063			54063	4.15869				4.15869				54063		
ALL INDIA KASHIRAJ TRUST	AAATA3378H		30000			30000	2.30769				2.30769				30000		
IMLAK VARANASI DEVELOPMENTS PRIVATE LIMITED	AAACH4844D		1050			1050	0.08077				0.08077				1050		
NORTHERN INDIA HOTELS LIMITED	AABCN6161D		150			150	0.01154				0.01154				150		
ORIENTAL HOTELS LIMITED	AAACC00728N		50			50	0.00385				0.00385				50		
Sub-Total (A)(1)		14	811938			811938	62.45677				62.45677				789388		
(2) Foreign																	
(a) Individuals (NRIs / Foreign Individuals)																	
(b) Government																	
(c) Institutions																	
(d) Foreign Portfolio Investor																	
(f) Others																	
Sub-Total (A)(2)																	
Total Shareholding of Promoter and Promoter Group (A) = (A)(1)+(A)(2)		14	811938			811938	62.45677				62.45677				789388		

Note: Details of Shares which remain unclaimed may be given hear along with details such as number of shareholders, outstanding shares held in demat/unclaimed suspense account, voting rights which are frozen etc.

1) PAN would not be displayed on website of Stock Exchange(s).

2) The term 'encumbrance' has the same meaning as assigned under regulation 28(3) of SEBI (Substantial Acquisition of Shares and Takeovers) Regulations, 2011.


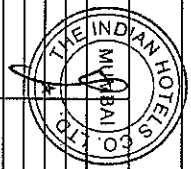


Table III - Statement showing shareholding pattern of the Public shareholder

Category & Name of the Shareholders (i)	PAN (ii)	No. of shareholder (iii)	No. of fully paid up equity shares held (iv)	No. of Partly paid-up equity shares held (v)	Nos. of shares underlying Depository Receipts (vi)	Total nos. shares held (VII) = (IV)+(V)+(VI)	Shareholding % calculated as per SCRR, 1957 AS a % of (A+B+C2) (viii)	Number of Voting Rights held in each class of securities (ix)			No. of Shares Underlying Outstanding convertible securities (including Warrants) (x)	Shareholding, as a % assuming full conversion of convertible securities (as a percentage of diluted share capital) (xi) = (VI)+(X) as a % of A+B+C2	Number of Locked in shares (xii)		Number of Shares pledged or otherwise encumbered (xiii)		Number of equity shares held in dematerialized form (xiv)
								No of Voting Rights					No.	As a % of total Shares held	No.	As a % of total Shares held (Not Applicable) (Not Applicable)	
								Class X	Class Y	Total							
(1) Institutions																	
(a) Mutual Funds / UTI																	
(b) Venture Capital Funds																	
(c) Alternate Investment Funds																	
(d) Foreign Venture Capital Investors																	
(e) Foreign Portfolio Investors																	
(f) Financial Institutions / Banks																	
(g) Insurance Companies																	
(h) Provident Funds/Pension Funds																	
(i) Others																	
(2) Central Government / State Government(s)/President of India																	
(a) Central Government / State Government(s)/President of India																	
(3) Non-Institutions																	
(a)(i) Individual shareholders holding nominal share capital up to Rs. 2 lakhs		5669	403286			403286	31.02200										300058
BRIJRAJ SINGH OF KISHANGARI			20000			20000	1.53846										
VINODCHANDRA MANSUKHLAL PAREKH	AACPP8603Q		19252			19252	1.48092										
ARJUN RAM/ANI	JAABR6557Q		18798			18798	1.44600										
Individual shareholders holding nominal share capital in excess of Rs. 2 lakhs		1	23802			23802	1.83092										19252
RAGHUBIR SINGH R GOHIL	ABDP5876M		23802			23802	1.83092										18798
(b) NBFCs registered with RBI																	23802
(c) Employee Trusts																	
(d) Overseas Depositories (holding DRs) (balancing figure)																	
(e) Others																	
(1) Directors & their Relatives		5	10105			10105	0.77738										1106
(2) Non Resident Indians		40	3476			3476	0.26738										3476
(3) Clearing Members		5	78			78	0.00600										78
(4) Hindu Undivided Families		107	24835			24835	1.91038										24835
(5) Bodies Corporate		95	22479			22479	1.72915										21664
Sub-Total (B)(3)		5922	488062			488062	37.54323										375019
Total Public Shareholding (B) = (B)(1)+(B)(2)+(B)(3)		5922	488062			488062	37.54323										375019



Details of the shareholders acting as persons in Concert including their Shareholding (No. and %):

stalls of Shares which remain unclaimed may be given here along with details such as number of shareholders, outstanding shares held in demat/uncclaimed suspense account, voting rights which are frozen etc.

218:

} PAN would not be displayed on website of Stock Exchanges).

} The above format needs to be disclosed along with the name of following persons:
stitutions/Non Institutions holding more than 1% of total number of shares.

} W.r.t. the information pertaining to Depository Receipts, the same may be disclosed in the respective columns to the extent information available and the balance to be disclosed as held by custodian



Table IV - Statement showing shareholding pattern of the Non Promoter- Non Public shareholder

Category & Name of the Shareholders (I)	PAN (II)	No. of shareholder (III)	No. of fully paid up equity shares held (IV)	No. of Partly paid-up equity shares held (V)	Nos. of shares underlying Depository Receipts (VI)	Total nos. shares held (VII) = (IV)+(V)+(VI)	Shareholding % calculated as per SCRR, 1957 (VIII) As a % of (A+B+C2)	Number of Voting Rights held in each class of securities (IX)			No. of Shares Underlying Outstanding convertible securities (including Warrants) (X)	Shareholding, as a % assuming full conversion of convertible securities (as a percentage of diluted share capital). (XI) = (VII)+(X) as a % of A+B+C2	Number of Locked in shares (XII)		Number of Shares pledged or otherwise encumbered (XIII)	Number of equity shares held in dematerialized form. (XIV)	
								No of Voting Rights		No.			As a % of total Shares held	No. (Not Applicable) (e)			As a % of total Shares held (Not Applicable)
								Class X	Class Y								
(1) Shares underlying DRs																	
(a) Custodian/DP Holder																	
(2) Shares held by Employee Trusts																	
(a) Employee Benefit Trust (under SEBI (share based Employee Benefit) Regulations, 2014)																	
Total Non-Promoter- Non Public Shareholding (C) = (C1)+(C2)																	

Note:

(1) PAN would not be displayed on website of Stock Exchange(s).

(2) The above format needs to disclose name of all holders holding more than 1% of total number of shares

(3) W.r.t. the information pertaining to Depository Receipts, the same may be disclosed in the respective columns to the extent information available

